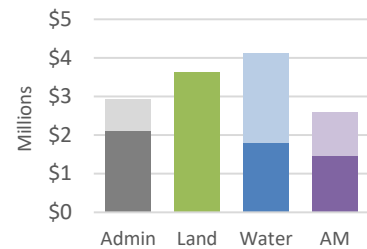


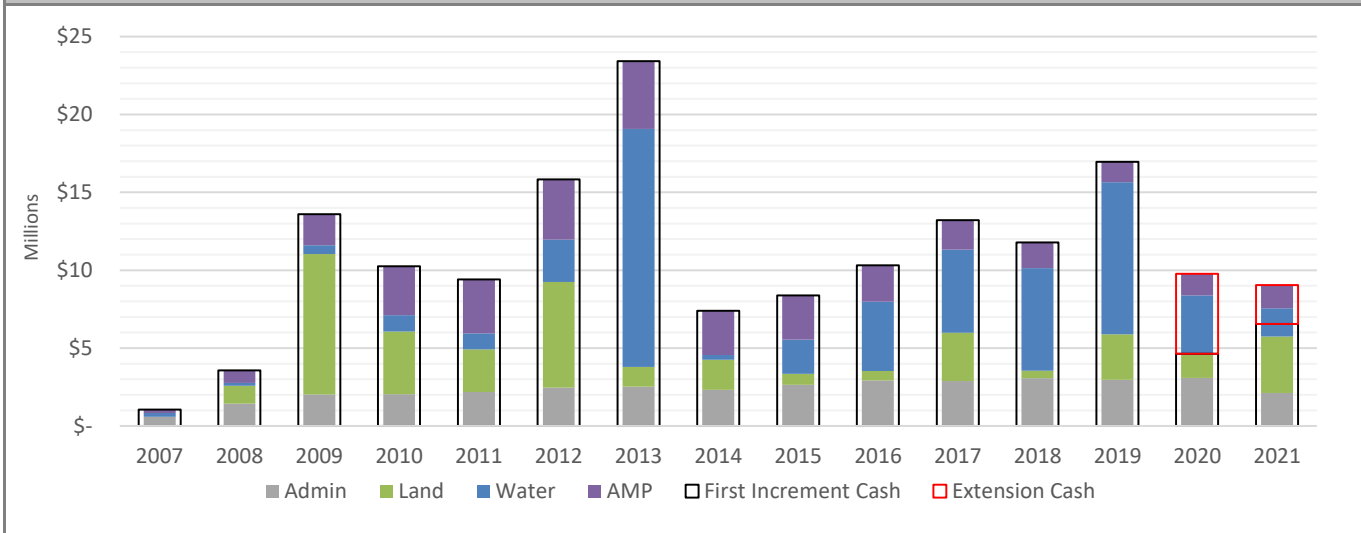
## January - November 2021

	Budget	Expenditures	Remain
Admin	\$ 2,921,800	\$ 2,117,214	\$ 804,586
Land	\$ 1,866,150	\$ 3,632,208	\$ -
Water	\$ 4,128,400	\$ 1,811,462	\$ 2,316,938
AM	\$ 2,598,000	\$ 1,479,232	\$ 1,118,768
<b>Total</b>	<b>\$ 11,514,350</b>	<b>\$ 9,040,116</b>	<b>\$ 2,474,234</b>

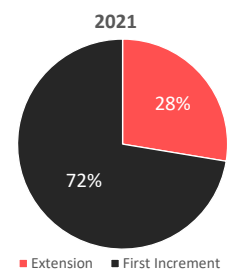


ID - Description	% Spend	Budget	ID - Description	% Spend	Budget
ED-1: Program Staff	<div><div></div></div> 84%	\$2,219,000	WPLW-1: Water Land O&M	<div><div></div></div> 60%	\$38,400
ED-2: Legal Services	<div><div></div></div> 50%	\$53,400	WPWM-1: Monitoring	<div><div></div></div> 89%	\$41,000
ED-3: Public Outreach	<div><div></div></div> 94%	\$25,000	WPMT-1: Management Tools	<div><div></div></div> 0%	\$5,000
GFC-1: Financial Services	<div><div></div></div> 20%	\$439,000	WPSA-1: Water Advisors	<div><div></div></div> 44%	\$60,000
GFC-2: Liability Insurance	<div><div></div></div> 85%	\$90,000	LP-2: Habitat Management	<div><div></div></div> 58%	\$907,000
PD-8: Website & Database	<div><div></div></div> 40%	\$90,000	LP-2-P: Predator Trapping	<div><div></div></div> 93%	\$89,000
CTE-1: Committee Expense	<div><div></div></div> 24%	\$5,400	PD-22: Sediment Aug.	<div><div></div></div> 38%	\$150,000
LP-3: Land Acquis. & Fees	<div><div></div></div> 230%	\$1,500,000	WP-1(b): Phragmites Control	<div><div></div></div> 100%	\$200,000
LP-4: Land O&M	<div><div></div></div> 59%	\$306,150	G-1: Remote Sensing	<div><div></div></div> 69%	\$387,000
LP-6: Land Advisors	<div><div></div></div> 0%	\$20,000	TP-1: T&P Monitoring	<div><div></div></div> 87%	\$59,000
LP-7: Public Access Program	<div><div></div></div> 0%	\$40,000	WC-1: WC Monitoring	<div><div></div></div> 55%	\$130,000
WPCP-1: Choke Point	<div><div></div></div> 8%	\$10,000	PS-1: Pallid Monitoring	<div><div></div></div> 0%	\$186,000
WPRT-1: Canal Recharge	<div><div></div></div> 41%	\$465,000	G-5: Geomorph Monitoring	<div><div></div></div> 12%	\$4,000
WPRT-2: Elwood Recharge	<div><div></div></div> 0%	\$772,000	PD-15: Env. Permitting	<div><div></div></div> 28%	\$50,000
WPRT-3: Broad-Scale Rech.	<div><div></div></div> 3%	\$75,000	PD-18: AMP Equipment	<div><div></div></div> 83%	\$108,000
WPRT-4: Recapture Network	<div><div></div></div> 1404%	\$80,000	IMRP-3: AM Advisors	<div><div></div></div> 0%	\$130,000
WPRT-5: Slurry Wall	<div><div></div></div> 0%	\$0	ISAC-1: ISAC Expenses	<div><div></div></div> 63%	\$180,000
WPST-1: Lake Mac Leases	<div><div></div></div> 18%	\$1,648,000	PD-3: Peer Review & Pubs	<div><div></div></div> 12%	\$9,000
WPST-2: US Storage Leases	<div><div></div></div> 0%	\$624,000	PD-11: AMP Workshops	<div><div></div></div> 0%	\$9,000
WPIR-1: Irrigator Leases	<div><div></div></div> 36%	\$310,000	TOTAL	79%	\$11,514,350
			> 5% over budget		

[illegible]

**EXPENDITURES BY CATEGORY AND FUNDING TYPE THROUGH TIME****2021 EXPENDITURES BY FUNDING TYPE AND SIGNATORY**

	Extension		First Increment		Total	
	Expenditure	%	Expenditure	%*	Expenditure	%
Colorado	\$ 586,340	23.49%	\$ 839,055	12.82%	\$ 1,425,396	15.77%
DOI	\$ 1,836,900	73.59%	\$ 5,494,906	83.97%	\$ 7,331,806	81.10%
Wyoming	\$ 72,887	2.92%	\$ 210,027	3.21%	\$ 282,914	3.13%
<b>Total</b>	<b>\$ 2,496,127</b>	<b>100.0%</b>	<b>\$ 6,543,989</b>	<b>100.0%</b>	<b>\$ 9,040,116</b>	<b>100.0%</b>



Currently expending

**Extension Funds**

Remaining expenditure before reverting to First Increment carry-over

\$7,600,116

**EXTENSION EXPENDITURES BY FUNDING TYPE AND SIGNATORY****Extension Funding**

	Indexed Cash Ceiling <sup>1</sup>	Expended	Remaining	Percent Remaining
Colorado	\$ 25,087,369	\$ 1,795,696	\$ 23,291,673	<b>93%</b>
DOI	\$ 78,594,274	\$ 5,625,598	\$ 72,968,677	
Wyoming	\$ 3,118,566	\$ 223,220	\$ 2,895,346	
<b>Total</b>	<b>\$ 106,800,210</b>	<b>\$ 7,644,514</b>	<b>\$ 99,155,696</b>	

<sup>1</sup>Indexing date - October 2020**First Increment Carryover Funding**

	Final Cash Ceiling	Expended	Remaining	Percent Remaining
Colorado	\$ 8,015,862	\$ 1,432,303	\$ 6,583,559	<b>82%</b>
DOI	\$ 52,503,273	\$ 9,380,632	\$ 43,122,641	
Wyoming	\$ 2,007,092	\$ 358,570	\$ 1,648,522	
<b>Total</b>	<b>\$ 62,526,227</b>	<b>\$ 11,171,506</b>	<b>\$ 51,354,721</b>	

	Total Cash Ceiling	Total Expended	Total Remaining	Percent Remaining
<b>TOTAL</b>	<b>\$ 169,326,437</b>	<b>\$ 18,816,020</b>	<b>\$ 150,510,417</b>	<b>89%</b>

\*GC authorized state-only expenditures on 3/30/2021 due to unavailability of federal funds. Once funds were available, the Program expended ONLY federal funds to return to obligated percentages. The Program resumed expenditures at obligated percentages on 10/28/2021.

# Budget/Expenditures by Year

2020 - 2021

## Administration

	2020 Expenditures	2021 Budget	2021 Expenditures	2021 Remaining Budget	
ED-1 EDO salaries/travel/office expenditures	\$2,364,864.26	\$2,219,000.00	\$1,865,323.93	\$353,676.07	
ED-2 Legal Services & Public Notices	\$72,720.01	\$53,400.00	\$26,828.15	\$26,571.85	
ED-3 Public Outreach	\$44,373.13	\$25,000.00	\$23,618.59	\$1,381.41	
GFC-1 Financial Services	\$452,391.25	\$439,000.00	\$87,529.91	\$351,470.09	
GFC-2 Program Insurance	\$82,091.00	\$90,000.00	\$76,730.00	\$13,270.00	
PD-8 Program Website & Database	\$62,420.00	\$90,000.00	\$35,888.75	\$54,111.25	
CTE-1 Committee Meeting Expenses	\$0.00	\$5,400.00	\$1,294.50	\$4,105.50	
Project Totals	\$3,078,859.65	\$2,921,800.00	\$2,117,213.83	\$804,586.17	\$6,000,659.65

## Land

	2020 Expenditures	2021 Budget	2021 Expenditures	2021 Remaining Budget	
LP-3 Land Acquisition, LIHE Fees and Property Taxes	\$1,273,691.53	\$1,500,000.00	\$3,450,543.99	(\$1,950,543.99)	
LP-4 Land Operations and maintenance	\$87,609.47	\$306,150.00	\$181,663.79	\$124,486.21	
LP-6 Land-Related Special Advisors	\$10,300.96	\$20,000.00	\$0.00	\$20,000.00	
LP-7 Public Access Program Management	\$120,000.00	\$40,000.00	\$0.00	\$40,000.00	
Project Totals	\$1,491,601.96	\$1,866,150.00	\$3,632,207.78	(\$1,766,057.78)	\$3,357,751.96

## Water

	2020 Expenditures	2021 Budget	2021 Expenditures	2021 Remaining Budget
WPCP-1 North Platte Choke Point	\$309.90	\$10,000.00	\$750.00	\$9,250.00
WPRT-1 Retiming Projects: Canal Recharge	\$255,921.99	\$465,000.00	\$188,524.50	\$276,475.50
WPRT-2 Retiming Projects: Elwood Reservoir Recharge	\$0.00	\$772,000.00	\$0.00	\$772,000.00
WPRT-3 Retiming Projects: Broad-Scale Recharge	\$648,939.34	\$75,000.00	\$2,151.82	\$72,848.18
WPRT-4 Retiming Projects: Recapture Wells	\$0.00	\$80,000.00	\$1,123,217.41	(\$1,043,217.41)
WPRT-5 Retiming Projects: Surface Storage	\$275,030.00	\$0.00	\$0.00	\$0.00
WPST-1 Storage Leases: Lake McConaughy	\$1,564,110.00	\$1,648,000.00	\$297,540.00	\$1,350,460.00
WPST-2 Storage Leases: Upstream Sources	\$312,000.00	\$624,000.00	\$0.00	\$624,000.00
WPIR-1 Irrigator Leases	\$673,960.00	\$310,000.00	\$113,000.00	\$197,000.00
WPLW-1 General maintenance of Land-for-water properties	\$14,734.56	\$38,400.00	\$23,199.12	\$15,200.88
WPWM-1 Water Monitoring Activities	\$32,025.20	\$41,000.00	\$36,479.62	\$4,520.38
WPMT-1 Water Management Tools (COHYST)	\$0.00	\$5,000.00	\$0.00	\$5,000.00

	2020 Expenditures	2021 Budget	2021 Expenditures	2021 Remaining Budget	
WPSA-1 Water-Related Special Advisors	\$27,703.97	\$60,000.00	\$26,600.00	\$33,400.00	
Project Totals	\$3,804,734.96	\$4,128,400.00	\$1,811,462.47	\$2,316,937.53	\$7,933,134.96

## Adaptive Management

	2020 Expenditures	2021 Budget	2021 Expenditures	2021 Remaining Budget
LP-2 Habitat Restoration & Management Actions on Program Lands	\$272,562.44	\$907,000.00	\$528,503.76	\$378,496.24
LP-2-P Trapping Projects	\$75,278.94	\$89,000.00	\$83,094.82	\$5,905.18
PD-22 Sediment Augmentation Implementation	\$128,320.00	\$150,000.00	\$57,730.00	\$92,270.00
WP-1(b) Phragmites Control	\$200,000.00	\$200,000.00	\$200,000.00	\$0.00
G-1 Remote Sensing Data Collection	\$375,324.66	\$387,000.00	\$268,531.61	\$118,468.39
TP-1 Tern and Plover Monitoring & Research	\$34,145.82	\$59,000.00	\$51,178.83	\$7,821.17
WC-1 Whooping Crane Monitoring & Research	\$90,911.12	\$130,000.00	\$71,075.39	\$58,924.61
PS-1 Pallid Sturgeon Monitoring and Research	\$0.00	\$186,000.00	\$0.00	\$186,000.00
G-5 Geomorphology and Vegetation Monitoring & Research	\$62,190.70	\$4,000.00	\$466.51	\$3,533.49
PD-15 Environmental Permitting	\$15,039.80	\$50,000.00	\$13,929.42	\$36,070.58
PD-18 AMP-Related Equipment	\$108,052.56	\$108,000.00	\$90,010.69	\$17,989.31
IMRP-3 Adaptive Management Plan Special Advisors	\$18,334.50	\$130,000.00	\$0.00	\$130,000.00

	2020 Expenditures	2021 Budget	2021 Expenditures	2021 Remaining Budget	
ISAC-1 ISAC Stipends & Expenses	\$20,546.25	\$180,000.00	\$113,610.54	\$66,389.46	
PD-3 AMP & IMRP Peer Review & PRRIP Publications	\$0.00	\$9,000.00	\$1,100.00	\$7,900.00	
PD-11 AMP-related Workshops	\$0.00	\$9,000.00	\$0.00	\$9,000.00	
Project Totals	\$1,400,706.79	\$2,598,000.00	\$1,479,231.57	\$1,118,768.43	\$3,998,706.79



Grand Total

	2020 Expenditures	2021 Budget	2021 Expenditures	2021 Remaining Budget	
Grand Total	\$9,775,903.36	\$11,514,350.00	\$9,040,115.65	\$2,474,234.35	\$21,290,253.36

# Budget/Contractors by Year

2021

## Administration

### ED-1 EDO salaries/travel/office expenditures

	2021 Expenditures	Totals
Headwaters Corporation	\$1,865,323.93	\$1,865,323.93
Totals	\$1,865,323.93	\$1,865,323.93

### ED-2 Legal Services & Public Notices

	2021 Expenditures	Totals
Cline, Williams, Wright, Johnson	\$26,455.00	\$26,455.00
Headwaters Corporation	\$373.15	\$373.15
Totals	\$26,828.15	\$26,828.15

### ED-3 Public Outreach

	2021 Expenditures	Totals
Audubon Nebraska Rowe Sanctuary	\$5,000.00	\$5,000.00
Headwaters Corporation	\$8,618.59	\$8,618.59
Prairie Loft	\$5,000.00	\$5,000.00
The Greenway Foundation	\$5,000.00	\$5,000.00
Totals	\$23,618.59	\$23,618.59

### GFC-1 Financial Services

	2021 Expenditures	Totals
Doyle, Pat	\$17,200.00	\$17,200.00
Nebraska Community Foundation	\$70,329.91	\$70,329.91
Totals	\$87,529.91	\$87,529.91

### GFC-2 Program Insurance

	2021 Expenditures	Totals
--	-------------------	--------

	2021 Expenditures	Totals
T.C. Engineering Inc.	\$1,200.00	\$1,200.00
The Harry A. Koch Co	\$75,530.00	\$75,530.00
Totals	\$76,730.00	\$76,730.00

### PD-8 Program Website & Database

	2021 Expenditures	Totals
DJ Case	\$35,888.75	\$35,888.75
Totals	\$35,888.75	\$35,888.75

### CTE-1 Committee Meeting Expenses

	2021 Expenditures	Totals
Headwaters Corporation	\$1,294.50	\$1,294.50
Totals	\$1,294.50	\$1,294.50

### Administration Totals

	2021 Expenditures	Totals
Totals	\$2,117,213.83	\$2,117,213.83

# Land

## LP-3 Land Acquisition, LIHE Fees and Property Taxes

	2021 Expenditures	Totals
Buffalo County Treasurer	\$64,645.02	\$64,645.02
Cline, Williams, Wright, Johnson	\$7,875.00	\$7,875.00
David F. Malone	\$8,000.00	\$8,000.00
Dawson County Treasurer	\$13,909.11	\$13,909.11
Gosper County Treasurer	\$1,085.52	\$1,085.52
Hall County Treasurer	\$24,988.04	\$24,988.04
Hamilton County	\$1,870.78	\$1,870.78
Jacobsen, Orr, Nelson, Lindstrom & Holbrook	\$4,843.87	\$4,843.87
Kearney County Treasurer	\$14,484.36	\$14,484.36
Merrick County Treasurer	\$3,180.80	\$3,180.80
Nebraska Community Foundation	(\$506.00)	(\$506.00)

	2021 Expenditures	Totals
Nebraska Public Power District	\$18,000.00	\$18,000.00
Phelps County Treasurer	\$27,234.24	\$27,234.24
Platte River Recovery Implementation Foundation	\$57,898.00	\$57,898.00
Title Services of Saunders County, LLC	\$3,203,035.25	\$3,203,035.25
Totals	\$3,450,543.99	\$3,450,543.99

## LP-4 Land Operations and maintenance

	2021 Expenditures	Totals
Central Nebraska Public Power and Irrigation District	\$1,049.70	\$1,049.70
Chandler Well Service Inc.	\$3,799.26	\$3,799.26
Cook Construction	\$2,500.00	\$2,500.00
Cottonmill Enterprises, Inc.	\$1,245.00	\$1,245.00
Dale Sigler	\$1,170.39	\$1,170.39
Dean R. Marsh	\$324.90	\$324.90

	2021 Expenditures	Totals
Downey Drilling Inc.	\$517.99	\$517.99
Fairbanks Irrigation, INC	\$7,951.00	\$7,951.00
Flying M Applicators, Inc	\$43,326.68	\$43,326.68
Headwaters Corporation	\$15,555.14	\$15,555.14
Laub Farms, Inc.	\$506.00	\$506.00
Nuttelman Fencing	\$103,305.23	\$103,305.23
Prairie Plains Resource Institute	\$412.50	\$412.50
Totals	\$181,663.79	\$181,663.79

## LP-6 Land-Related Special Advisors

	2021 Expenditures	Totals
Totals		\$0.00

## LP-7 Public Access Program Management



	2021 Expenditures	Totals
Totals		\$0.00

Land Totals

	2021 Expenditures	Totals
Totals	\$3,632,207.78	\$3,632,207.78

## Water

### WPCP-1 North Platte Choke Point

	2021 Expenditures	Totals
Headwaters Corporation	\$750.00	\$750.00
Totals	\$750.00	\$750.00

### WPRT-1 Retiming Projects: Canal Recharge

	2021 Expenditures	Totals
Central Nebraska Public Power and Irrigation District	\$169,461.32	\$169,461.32
Nebraska Public Power District	\$19,063.18	\$19,063.18
Totals	\$188,524.50	\$188,524.50

### WPRT-2 Retiming Projects: Elwood Reservoir Recharge

	2021 Expenditures	Totals
Totals		\$0.00

### WPRT-3 Retiming Projects: Broad-Scale Recharge

	2021 Expenditures	Totals
Municipal Automation & Control	\$401.82	\$401.82
Rubicon System America, Inc.	\$1,750.00	\$1,750.00
Totals	\$2,151.82	\$2,151.82

### WPRT-4 Retiming Projects: Recapture Wells

	2021 Expenditures	Totals
Tri-Basin NRD	\$1,123,217.41	\$1,123,217.41
Totals	\$1,123,217.41	\$1,123,217.41

### WPRT-5 Retiming Projects: Surface Storage

	2021 Expenditures	Totals
Totals		\$0.00

### WPST-1 Storage Leases: Lake McConaughy

	2021 Expenditures	Totals
Nebraska Public Power District	\$297,540.00	\$297,540.00
Totals	\$297,540.00	\$297,540.00

### WPST-2 Storage Leases: Upstream Sources

	2021 Expenditures	Totals
Totals		\$0.00

### WPIR-1 Irrigator Leases

	2021 Expenditures	Totals
Central Nebraska Public Power and Irrigation District	\$113,000.00	\$113,000.00
Totals	\$113,000.00	\$113,000.00

### WPLW-1 General maintenance of Land-for-water properties

	2021 Expenditures	Totals
Buffalo County Treasurer	\$6,914.10	\$6,914.10

	2021 Expenditures	Totals
Dawson County Treasurer	\$1,129.29	\$1,129.29
Downey Drilling Inc.	\$1,930.57	\$1,930.57
Headwaters Corporation	\$3,887.36	\$3,887.36
Lincoln County Treasurer	\$391.28	\$391.28
Nuttelman Fencing	\$7,627.80	\$7,627.80
Phelps County Treasurer	\$1,318.72	\$1,318.72
Totals	\$23,199.12	\$23,199.12

## WPWM-1 Water Monitoring Activities

	2021 Expenditures	Totals
Central Nebraska Public Power and Irrigation District	\$14,532.50	\$14,532.50
Headwaters Corporation	\$1,467.12	\$1,467.12
Nebraska Mesonet	\$2,600.00	\$2,600.00
United States Geological Survey	\$17,880.00	\$17,880.00

	2021 Expenditures	Totals
Totals	\$36,479.62	\$36,479.62

**WPMT-1 Water Management Tools (COHYST)**

	2021 Expenditures	Totals
Totals		\$0.00

**WPSA-1 Water-Related Special Advisors**

	2021 Expenditures	Totals
Hahn Water Resources LLC	\$26,600.00	\$26,600.00
Totals	\$26,600.00	\$26,600.00

**Water Totals**

	2021 Expenditures	Totals
Totals	\$1,811,462.47	\$1,811,462.47

## Adaptive Management

### LP-2 Habitat Restoration & Management Actions on Program Lands

	2021 Expenditures	Totals
Cook Construction	\$269,307.50	\$269,307.50
Cottonmill Enterprises, Inc.	\$5,250.00	\$5,250.00
Flying M Applicators, Inc	\$59,533.95	\$59,533.95
Headwaters Corporation	\$6,048.76	\$6,048.76
Husker Engineering Inc	\$7,660.28	\$7,660.28
Jim Ostgren Construction Co.	\$12,725.00	\$12,725.00
Nuttelman Fencing	\$54,703.27	\$54,703.27
Overton Sand and Gravel Co.	\$113,275.00	\$113,275.00
Totals	\$528,503.76	\$528,503.76

### LP-2-P Trapping Projects

	2021 Expenditures	Totals
--	-------------------	--------

## 2021 Expenditures

## Totals

USDA, APHIS	\$83,094.82	\$83,094.82
Totals	\$83,094.82	\$83,094.82

**PD-22 Sediment Augmentation Implementation**

## 2021 Expenditures

## Totals

Whiskeyboard construction	\$57,730.00	\$57,730.00
Totals	\$57,730.00	\$57,730.00

**WP-1(b) Phragmites Control**

## 2021 Expenditures

## Totals

Platte Valley Weed Management Area	\$200,000.00	\$200,000.00
Totals	\$200,000.00	\$200,000.00

**G-1 Remote Sensing Data Collection**

## 2021 Expenditures

## Totals

--	--	--



	2021 Expenditures	Totals
Headwaters Corporation	\$228.11	\$228.11
Quantum Spatial	\$268,303.50	\$268,303.50
Totals	\$268,531.61	\$268,531.61

### TP-1 Tern and Plover Monitoring & Research

	2021 Expenditures	Totals
Headwaters Corporation	\$51,178.83	\$51,178.83
Totals	\$51,178.83	\$51,178.83

### WC-1 Whooping Crane Monitoring & Research

	2021 Expenditures	Totals
Big Air Kearney	\$3,777.48	\$3,777.48
Headwaters Corporation	\$33,879.51	\$33,879.51
Paul Dunning	\$14,175.00	\$14,175.00

2021 Expenditures

Totals

Trego Dugan Aviation of Grand Island	\$19,243.40	\$19,243.40
Totals	\$71,075.39	\$71,075.39

### PS-1 Pallid Sturgeon Monitoring and Research

2021 Expenditures

Totals

Totals		\$0.00
--------	--	--------

### G-5 Geomorphology and Vegetation Monitoring & Research

2021 Expenditures

Totals

Headwaters Corporation	\$466.51	\$466.51
Totals	\$466.51	\$466.51

### PD-15 Environmental Permitting

2021 Expenditures

Totals

HDR Engineering, Inc.	\$13,929.42	\$13,929.42
-----------------------	-------------	-------------

2021 Expenditures

Totals

Totals

\$13,929.42

\$13,929.42

**PD-18 AMP-Related Equipment**

2021 Expenditures

Totals

Headwaters Corporation

\$90,010.69

\$90,010.69

Totals

\$90,010.69

\$90,010.69

**IMRP-3 Adaptive Management Plan Special Advisors**

2021 Expenditures

Totals

Totals

\$0.00

**ISAC-1 ISAC Stipends & Expenses**

2021 Expenditures

Totals

Ecological Engineering International, LLC/Brian Bledsoe

\$5,600.00

\$5,600.00

ESSA Technologies Ltd.

\$25,650.54

\$25,650.54

	2021 Expenditures	Totals
Farmer, Adrian	\$6,400.00	\$6,400.00
Galat, David	\$27,360.00	\$27,360.00
Hoeting, Jennifer	\$28,200.00	\$28,200.00
Tenaya Water Resources, LLC from Edmund Andrews	\$20,400.00	\$20,400.00
Totals	\$113,610.54	\$113,610.54

### PD-3 AMP & IMRP Peer Review & PRRIP Publications

	2021 Expenditures	Totals
Headwaters Corporation	\$1,100.00	\$1,100.00
Totals	\$1,100.00	\$1,100.00

### PD-11 AMP-related Workshops

	2021 Expenditures	Totals
Totals		\$0.00

Adaptive Management Totals

	2021 Expenditures	Totals
Totals	\$1,479,231.57	\$1,479,231.57

Grand Totals

	2021 Expenditures	Totals
Totals	\$9,040,115.65	\$9,040,115.65